



2009 UCI MOUNTAIN BIKE & TRIALS WORLD CHAMPIONSHIPS

CANBERRA AUSTRALIA

September 5th, 2009

Mountain Bike - Communiqué n° 61a

CROSS-COUNTRY OLYMPIC

Results

Men Elite

7 Laps - Distance: 45.29 km - Average Speed: 21.80 km/h

Rank	Race Nr	UCI Code	NAME / First Name	National Team	Time
1	9	SUI19860513	SCHURTER Nino	SWITZERLAND	2:04:39
2	3	FRA19800816	ABSALON Julien	FRANCE	+00:03
3	5	SUI19820218	VOGEL Florian	SWITZERLAND	+00:58
4	2	ESP19780824	HERMIDA RAMOS José Antonio	SPAIN	+00:58
5	8	CAN19770414	KABUSH Geoff	CANADA	+02:04
6	17	FRA19781126	RAVANEL Cédric	FRANCE	+02:35
7	13	FRA19770522	PERAUD Jean-Christophe	FRANCE	+02:59
8	25	USA19751225	WELLS Todd	UNITED STATES OF AMERICA	+03:06
9	18	CZE19850108	KULHAVY Jaroslav	CZECH REPUBLIC	+03:22
10	1	SUI19760413	SAUSER Christoph	SWITZERLAND	+03:45
11	16	ITA19841012	FONTANA Marco Aurelio	ITALY	+03:56
12	19	FRA19860305	TEMPIER Stéphane	FRANCE	+04:09
13	12	SUI19820416	GUJAN Martin	SWITZERLAND	+04:24
14	42	BEL19760617	NYS Sven	BELGIUM	+04:30
15	14	AUS19790718	JONGEWAARD Chris	AUSTRALIA	+04:35
16	11	BEL19760427	PAULISSEN Roel	BELGIUM	+04:44
17	20	SWE19850504	LINDGREN Emil	SWEDEN	+04:51
18	23	USA19810815	CRAIG Adam	UNITED STATES OF AMERICA	+05:03
19	71	BEL19710305	MEIRHAEGHE Filip	BELGIUM	+05:16
20	28	ESP19830901	LEJARRETA ERRASTI Inaki	SPAIN	+05:22
21	27	ESP19840909	RUZAFÁ CUETO Ruben	SPAIN	+05:23
22	53	CAN19850529	PLAXTON Max	CANADA	+06:07
23	7	GER19820624	MILATZ Moritz	GERMANY	+06:36
24	37	ESP19810928	COLOMA NICOLAS Carlos	SPAIN	+06:45
25	21	CZE19770322	SPESNY Milan	CZECH REPUBLIC	+06:53
26	39	NED19820515	PIETERSMA Jelmer	NETHERLANDS	+06:58
27	66	ITA19840911	LONGO Tony	ITALY	+07:08
28	15	ESP19840925	MANTECON GUTIERREZ Sergio	SPAIN	+07:28
29	32	USA19851211	SCHULTZ Samuel	UNITED STATES OF AMERICA	+07:31
30	30	NED19840116	VAN HOUTS Rudi	NETHERLANDS	+07:32
31	50	BRA19790814	VALERIANO Rubens	BRAZIL	+07:48
32	31	AUS19850809	MCCONNELL Daniel	AUSTRALIA	+08:19
33	55	AUT19800308	MARKT Karl	AUSTRIA	+08:30
34	33	USA19780811	HORGAN-KOBELSKI Jeremy	UNITED STATES OF AMERICA	+09:01
35	52	AUS19860825	HENDERSON Ben	AUSTRALIA	+09:16
36	35	CZE19860711	SKARNITZL Jan	CZECH REPUBLIC	+10:31
37	26	CAN19841019	ZANDSTRA Derek	CANADA	+10:46
38	49	GER19820330	FUMIC Manuel	GERMANY	+11:00
39	72	AUS19800122	TABERLAY Sid	AUSTRALIA	+11:01
40	68	SVK19860812	LAMI Michal	SLOVAKIA	+11:07
41	24	GBR19820412	KILLEEN Liam	GREAT BRITAIN	+11:16
42	56	CAN19760503	MCGRATH Seamus	CANADA	+11:37
43	6	SUI19840131	FLÜCKIGER Lukas	SWITZERLAND	+11:48

Legend :

-nLAP = Lapped with n laps to go - DNFn = Did Not Finish, abandoned in lap n - DNS = Did Not Start

05.09.2009 - 16:30 > 75 competitors

<http://www.uci.ch>

Page 1/2

Finish Judge
WARD Tim (AUS)

UCI President of the Commissaires' panel
McCORD Andy (USA)

Timing and Results provided by



STROMLO
FOREST PARK
CANBERRA AUSTRALIA



WALTERTURNBULL
your extra asset

CROWNE PLAZA
CANBERRA
THE PLACE TO MEET.





2009 UCI MOUNTAIN BIKE & TRIALS WORLD CHAMPIONSHIPS

CANBERRA AUSTRALIA

September 5th, 2009

Mountain Bike - Communiqué n° 61a

CROSS-COUNTRY OLYMPIC

Results

Men Elite

7 Laps - Distance: 45.29 km - Average Speed: 21.80 km/h

Rank	Race Nr	UCI Code	NAME / First Name	National Team	Time
44	40	RUS19811026	GOGOLEV Maxim	RUSSIAN FEDERATION	+11:52
45	65	RUS19840808	GOGOLEV Anton	RUSSIAN FEDERATION	+12:07
46	45	JPN19850820	YAMAMOTO Kohei	JAPAN	+12:14
47	77	CHN19820129	Ji Jianhua	PEOPLE'S REPUBLIC OF CHINA	+12:36
48	61	BEL19860212	BREMS Bjorn	BELGIUM	+12:41
49	34	AUT19770520	METZLER Hannes	AUSTRIA	+13:09
50	60	CZE19821102	BOUDNY Pavel	CZECH REPUBLIC	+13:18
51	38	NAM19831011	BASSINGTHWAIGHTE Marc	NAMIBIA	+13:29
52	63	COL19840508	CASTANEDA MONSALVE Fabio Hernando	COLOMBIA	+13:50
53	46	BRA19780719	CRUZ Edivando De Souza	BRAZIL	+13:52
54	76	USA19750603	DECKER Carl	UNITED STATES OF AMERICA	+14:27
55	48	AUS19790630	COOPER Dylan	AUSTRALIA	+14:53
56	22	GRE19860626	ILIAS Periklis	GREECE	+16:46
57	64	NZL19791223	HOULTHAM Stuart	NEW-ZEALAND	+16:51
58	67	RUS19830105	SELEDKOV Ivan	RUSSIAN FEDERATION	+17:09
59	36	CHI19791012	SILVA IBACETA Cristobal	CHILE	-1LAP
60	41	BRA19800907	PSCHEIDT Ricardo	BRAZIL	-1LAP
61	54	AUS19790609	BLAIR Andrew	AUSTRALIA	-2LAP
62	78	JPN19800104	TSUJIURA Keiichi	JAPAN	-2LAP
63	79	CHN19820904	ZHANG Shufeng	PEOPLE'S REPUBLIC OF CHINA	-2LAP
64	75	KAZ19860417	KAZANTSEV Kirill	KAZAKHSTAN	-3LAP
65	51	USA19731223	BRODERICK Michael	UNITED STATES OF AMERICA	-3LAP
66	43	AUT19790625	LAKATA Alban	AUSTRIA	-5LAP
67	69	JPN19860109	ONODERA Ken	JAPAN	-5LAP
68	62	CYP19861031	ATHANASIADIS Marios	CYPRUS	-6LAP
	59	ITA19810519	CATTANEO Johnny	ITALY	DNF5
	70	NZL19810527	SHARRATT Brendon	NEW-ZEALAND	DNF5
	29	NED19760514	PETERS Bas	NETHERLANDS	DNF4
	73	DEN19800108	NIELSEN Klaus	DENMARK	DNF4
	57	RUS19840414	PECHENIN Evgeniy	RUSSIAN FEDERATION	DNF3
	74	NZL19810215	NORTHCOTT Michael	NEW-ZEALAND	DNF3
	80	POL19780706	KARCZYNSKI Marcin	POLAND	DNF1

Legend :

-nLAP = Lapped with n laps to go - DNFn = Did Not Finish, abandoned in lap n - DNS = Did Not Start

05.09.2009 - 16:30 > 75 competitors

<http://www.uci.ch>

Page 2/2

Finish Judge
WARD Tim (AUS)

UCI President of the Commissaires' panel
McCORD Andy (USA)

Timing and Results provided by



STROMLO
FOREST PARK
CANBERRA AUSTRALIA



WALTERTURNBULL
your extra asset

CROWNE PLAZA
CANBERRA
THE PLACE TO MEET.



September 5th, 2009

Mountain Bike - Communiqué n° 61b

CROSS-COUNTRY OLYMPIC

Race Analysis

Men Elite


Rank	Race Nr	NAME / First Name	National Team		Avg	Time	Gap			
		LAP 1	LAP 2	LAP 3	LAP 4	LAP 5	LAP 6	LAP 7		
1	9	SCHURTER Nino	SUI	SWITZERLAND	21.8	2:04:39				
		17:50 (2) 35:42 (2) 53:29 (1) 1:11:19 (3) 1:28:58 (2) 1:47:09 (2) 2:04:39 (1)								
		17:50 (2) 17:52 (5) 17:47 (2) 17:50 (1) 17:39 (1) 18:11 (3) 17:30 (1)								
2	3	ABSALON Julien	FRA	FRANCE	21.79	2:04:42	+00:03			
		17:51 (4) 35:42 (1) 53:29 (2) 1:11:19 (2) 1:28:58 (1) 1:47:09 (1) 2:04:42 (2)								
		17:51 (4) 17:51 (3) 17:47 (2) 17:50 (1) 17:39 (1) 18:11 (3) 17:33 (2)								
3	5	VOGEL Florian	SUI	SWITZERLAND	21.63	2:05:37	+00:58			
		17:50 (3) 35:42 (3) 53:30 (4) 1:11:20 (4) 1:29:20 (4) 1:47:30 (4) 2:05:37 (3)								
		17:50 (3) 17:52 (5) 17:48 (4) 17:50 (1) 18:00 (3) 18:10 (1) 18:07 (3)								
4	2	HERMIDA RAMOS José Antonio	ESP	SPAIN	21.63	2:05:37	+00:58			
		17:56 (12) 35:46 (7) 53:29 (3) 1:11:19 (1) 1:29:19 (3) 1:47:29 (3) 2:05:37 (4)								
		17:56 (12) 17:50 (2) 17:43 (1) 17:50 (1) 18:00 (3) 18:10 (1) 18:08 (4)								
5	8	KABUSH Geoff	CAN	CANADA	21.44	2:06:43	+02:04			
		17:50 (1) 35:43 (5) 53:42 (7) 1:11:39 (5) 1:29:46 (5) 1:48:01 (5) 2:06:43 (5)								
		17:50 (1) 17:53 (8) 17:59 (7) 17:57 (5) 18:07 (5) 18:15 (5) 18:42 (14)								
6	17	RAVANEL Cédric	FRA	FRANCE	21.36	2:07:14	+02:35			
		18:06 (16) 36:19 (16) 54:28 (14) 1:12:34 (11) 1:30:43 (10) 1:49:04 (6) 2:07:14 (6)								
		18:06 (16) 18:13 (20) 18:09 (11) 18:06 (7) 18:09 (6) 18:21 (6) 18:10 (5)								
7	13	PERAUD Jean-Christophe	FRA	FRANCE	21.29	2:07:38	+02:59			
		18:02 (13) 36:00 (10) 54:27 (9) 1:12:33 (9) 1:30:42 (7) 1:49:04 (7) 2:07:38 (7)								
		18:02 (13) 17:58 (11) 18:27 (23) 18:06 (7) 18:09 (6) 18:22 (8) 18:34 (10)								
8	25	WELLS Todd	USA	UNITED STATES OF AMERICA	21.27	2:07:45	+03:06			
		18:43 (29) 36:21 (18) 54:27 (12) 1:12:26 (8) 1:30:43 (9) 1:49:05 (8) 2:07:45 (8)								
		18:43 (29) 17:38 (1) 18:06 (8) 17:59 (6) 18:17 (9) 18:22 (8) 18:40 (11)								
9	18	KULHAVY Jaroslav	CZE	CZECH REPUBLIC	21.23	2:08:01	+03:22			
		18:15 (19) 36:19 (15) 54:28 (16) 1:12:46 (15) 1:31:05 (13) 1:49:31 (9) 2:08:01 (9)								
		18:15 (19) 18:04 (15) 18:09 (11) 18:18 (14) 18:19 (10) 18:26 (11) 18:30 (9)								
10	1	SAUSER Christoph	SUI	SWITZERLAND	21.16	2:08:24	+03:45			
		18:03 (14) 36:04 (13) 54:26 (8) 1:12:34 (10) 1:31:01 (12) 1:49:32 (10) 2:08:24 (10)								
		18:03 (14) 18:01 (12) 18:22 (18) 18:08 (10) 18:27 (12) 18:31 (13) 18:52 (17)								
11	16	FONTANA Marco Aurelio	ITA	ITALY	21.13	2:08:35	+03:56			
		17:52 (7) 35:47 (9) 53:39 (6) 1:12:01 (7) 1:30:42 (6) 1:49:32 (11) 2:08:35 (11)								
		17:52 (7) 17:55 (10) 17:52 (5) 18:22 (17) 18:41 (18) 18:50 (20) 19:03 (20)								
12	19	TEMPIER Stéphane	FRA	FRANCE	21.1	2:08:48	+04:09			
		17:52 (8) 36:04 (12) 54:27 (10) 1:12:46 (14) 1:31:16 (15) 1:50:04 (14) 2:08:48 (12)								
		17:52 (8) 18:12 (18) 18:23 (20) 18:19 (15) 18:30 (13) 18:48 (19) 18:44 (16)								
13	12	GUJAN Martin	SUI	SWITZERLAND	21.06	2:09:03	+04:24			
		18:18 (21) 36:20 (17) 54:28 (15) 1:12:35 (12) 1:30:55 (11) 1:49:48 (13) 2:09:03 (13)								
		18:18 (21) 18:02 (13) 18:08 (9) 18:07 (9) 18:20 (11) 18:53 (21) 19:15 (26)								
14	42	NYS Sven	BEL	BELGIUM	21.04	2:09:09	+04:30			
		17:51 (6) 35:43 (6) 53:38 (5) 1:11:46 (6) 1:30:43 (8) 1:49:36 (12) 2:09:09 (14)								
		17:51 (6) 17:52 (5) 17:55 (6) 18:08 (10) 18:57 (29) 18:53 (21) 19:33 (32)								
15	14	JONGEWAARD Chris	AUS	AUSTRALIA	21.03	2:09:14	+04:35			
		18:33 (25) 36:50 (25) 55:01 (22) 1:13:23 (17) 1:32:12 (17) 1:50:33 (16) 2:09:14 (15)								
		18:33 (25) 18:17 (24) 18:11 (13) 18:22 (17) 18:49 (25) 18:21 (6) 18:41 (13)								

Legend : 1st line = Total Time (rank) 2nd line = Lap Time (rank for that lap) -nLAP = Lapped with n laps to go DNFn = Did Not Finish, abandoned in lap n

05.09.2009 - 16:31 > 75 riders competing

<http://www.uci.ch>

Page 1/5

Timing and Results provided by  **TISSOT**
SWISS WATCHES SINCE 1853



STROMLO
FOREST PARK
CANBERRA AUSTRALIA



WALTERTURNBULL
your extra asset

CROWNE PLAZA
CANBERRA
THE PLACE TO MEET.



September 5th, 2009

Mountain Bike - Communiqué n° 61b

CROSS-COUNTRY OLYMPIC

Race Analysis

Men Elite


Rank	Race Nr	NAME / First Name	National Team		Avg	Time	Gap				
		LAP 1	LAP 2	LAP 3	LAP 4	LAP 5	LAP 6	LAP 7			
16	11	PAULISSEN Roel	BEL	BELGIUM	21	2:09:23	+04:44				
		17:53 (10)	36:00 (11)	54:27 (11)	1:12:36 (13)	1:31:09 (14)	1:50:14 (15)	2:09:23 (16)			
		17:53 (10)	18:07 (16)	18:27 (23)	18:09 (12)	18:33 (15)	19:05 (25)	19:09 (22)			
17	20	LINDGREN Emil	SWE	SWEDEN	20.98	2:09:30	+04:51				
		17:51 (5)	35:42 (4)	55:00 (21)	1:13:17 (16)	1:32:03 (16)	1:50:47 (17)	2:09:30 (17)			
		17:51 (5)	17:51 (3)	19:18 (46)	18:17 (13)	18:46 (21)	18:44 (15)	18:43 (15)			
18	23	CRAIG Adam	USA	UNITED STATES OF AMERICA	20.95	2:09:42	+05:03				
		18:50 (31)	36:58 (26)	55:19 (23)	1:13:44 (21)	1:32:32 (20)	1:51:02 (18)	2:09:42 (18)			
		18:50 (31)	18:08 (17)	18:21 (16)	18:25 (19)	18:48 (24)	18:30 (12)	18:40 (11)			
19	71	MEIRHAEGHE Filip	BEL	BELGIUM	20.92	2:09:55	+05:16				
		19:25 (40)	37:27 (32)	55:35 (28)	1:14:23 (26)	1:32:57 (23)	1:51:30 (19)	2:09:55 (19)			
		19:25 (40)	18:02 (13)	18:08 (9)	18:48 (28)	18:34 (16)	18:33 (14)	18:25 (8)			
20	28	LEJARRETA ERRASTI Inaki	ESP	SPAIN	20.9	2:10:01	+05:22				
		19:45 (52)	38:29 (43)	56:55 (38)	1:15:14 (34)	1:33:24 (27)	1:51:47 (23)	2:10:01 (20)			
		19:45 (52)	18:44 (38)	18:26 (21)	18:19 (15)	18:10 (8)	18:23 (10)	18:14 (6)			
21	27	RUZAFU CUETO Ruben	ESP	SPAIN	20.9	2:10:02	+05:23				
		18:03 (15)	36:48 (24)	55:35 (27)	1:14:23 (25)	1:32:57 (22)	1:51:42 (21)	2:10:02 (21)			
		18:03 (15)	18:45 (39)	18:47 (35)	18:48 (28)	18:34 (16)	18:45 (16)	18:20 (7)			
22	53	PLAXTON Max	CAN	CANADA	20.78	2:10:46	+06:07				
		18:42 (28)	36:58 (27)	55:19 (24)	1:13:45 (22)	1:32:31 (19)	1:51:31 (20)	2:10:46 (22)			
		18:42 (28)	18:16 (23)	18:21 (16)	18:26 (20)	18:46 (21)	19:00 (24)	19:15 (26)			
23	7	MILATZ Moritz	GER	GERMANY	20.7	2:11:15	+06:36				
		18:10 (18)	36:47 (23)	55:00 (20)	1:13:34 (19)	1:32:20 (18)	1:51:46 (22)	2:11:15 (23)			
		18:10 (18)	18:37 (34)	18:13 (14)	18:34 (21)	18:46 (21)	19:26 (33)	19:29 (30)			
24	37	COLOMA NICOLAS Carlos	ESP	SPAIN	20.68	2:11:24	+06:45				
		18:43 (30)	37:03 (29)	56:11 (33)	1:15:14 (33)	1:33:45 (30)	1:52:30 (27)	2:11:24 (24)			
		18:43 (30)	18:20 (26)	19:08 (41)	19:03 (36)	18:31 (14)	18:45 (16)	18:54 (19)			
25	21	SPEŠNY Milan	CZE	CZECH REPUBLIC	20.66	2:11:32	+06:53				
		18:20 (23)	36:32 (21)	54:59 (18)	1:13:34 (20)	1:32:41 (21)	1:51:56 (24)	2:11:32 (25)			
		18:20 (23)	18:12 (18)	18:27 (23)	18:35 (22)	19:07 (30)	19:15 (30)	19:36 (34)			
26	39	PIETERSMA Jelmer	NED	NETHERLANDS	20.65	2:11:37	+06:58				
		18:39 (26)	37:36 (33)	56:32 (35)	1:15:15 (35)	1:34:00 (31)	1:52:45 (29)	2:11:37 (26)			
		18:39 (26)	18:57 (44)	18:56 (37)	18:43 (26)	18:45 (20)	18:45 (16)	18:52 (17)			
27	66	LONGO Tony	ITA	ITALY	20.62	2:11:47	+07:08				
		18:19 (22)	36:44 (22)	55:20 (25)	1:14:18 (24)	1:33:14 (26)	1:52:25 (26)	2:11:47 (27)			
		18:19 (22)	18:25 (28)	18:36 (27)	18:58 (33)	18:56 (28)	19:11 (29)	19:22 (28)			
28	15	MANTECON GUTIERREZ Sergio	ESP	SPAIN	20.57	2:12:07	+07:28				
		18:26 (24)	37:02 (28)	55:39 (29)	1:14:23 (27)	1:33:06 (25)	1:52:24 (25)	2:12:07 (28)			
		18:26 (24)	18:36 (33)	18:37 (28)	18:44 (27)	18:43 (19)	19:18 (31)	19:43 (38)			
29	32	SCHULTZ Samuel	USA	UNITED STATES OF AMERICA	20.56	2:12:10	+07:31				
		18:52 (32)	37:24 (30)	55:54 (30)	1:14:43 (29)	1:33:37 (29)	1:53:00 (32)	2:12:10 (29)			
		18:52 (32)	18:32 (31)	18:30 (26)	18:49 (30)	18:54 (27)	19:23 (32)	19:10 (23)			
30	30	VAN HOUTS Rudi	NED	NETHERLANDS	20.56	2:12:11	+07:32				
		18:06 (17)	36:19 (14)	55:00 (19)	1:13:49 (23)	1:32:58 (24)	1:52:36 (28)	2:12:11 (30)			
		18:06 (17)	18:13 (20)	18:41 (30)	18:49 (30)	19:09 (31)	19:38 (38)	19:35 (33)			

Legend : 1st line = Total Time (rank) 2nd line = Lap Time (rank for that lap) -nLAP = Lapped with n laps to go DNFn = Did Not Finish, abandoned in lap n

05.09.2009 - 16:31 > 75 riders competing

<http://www.uci.ch>

Page 2/5

Timing and Results provided by  **TISSOT**
SWISS WATCHES SINCE 1853



STROMLO
FOREST PARK
CANBERRA AUSTRALIA



WALTERTURNBULL
your extra asset

CROWNE PLAZA
CANBERRA
THE PLACE TO MEET.



September 5th, 2009

Mountain Bike - Communiqué n° 61b

CROSS-COUNTRY OLYMPIC

Race Analysis

Men Elite


Rank	Race Nr	NAME / First Name	National Team		Avg	Time	Gap	
		LAP 1	LAP 2	LAP 3	LAP 4	LAP 5	LAP 6	LAP 7
31	50	VALERIANO Rubens	BRA	BRAZIL	20.52	2:12:27	+07:48	
		19:14 (37)	37:37 (35)	55:54 (31)	1:14:44 (30)	1:33:37 (28)	1:52:45 (30)	2:12:27 (31)
		19:14 (37)	18:23 (27)	18:17 (15)	18:50 (32)	18:53 (26)	19:08 (27)	19:42 (37)
32	31	MCCONNELL Daniel	AUS	AUSTRALIA	20.44	2:12:58	+08:19	
		17:54 (11)	36:21 (19)	55:20 (26)	1:14:43 (28)	1:34:01 (32)	1:52:59 (31)	2:12:58 (32)
		17:54 (11)	18:27 (29)	18:59 (39)	19:23 (44)	19:18 (35)	18:58 (23)	19:59 (44)
33	55	MARKT Karl	AUT	AUSTRIA	20.41	2:13:09	+08:30	
		19:34 (46)	38:22 (41)	56:59 (39)	1:15:39 (37)	1:34:59 (34)	1:54:05 (34)	2:13:09 (33)
		19:34 (46)	18:48 (40)	18:37 (28)	18:40 (24)	19:20 (36)	19:06 (26)	19:04 (21)
34	33	HORGAN-KOBELSKI Jeremy	USA	UNITED STATES OF AMERICA	20.33	2:13:40	+09:01	
		19:06 (36)	37:58 (37)	56:55 (37)	1:15:54 (39)	1:35:05 (37)	1:54:15 (35)	2:13:40 (34)
		19:06 (36)	18:52 (42)	18:57 (38)	18:59 (34)	19:11 (33)	19:10 (28)	19:25 (29)
35	52	HENDERSON Ben	AUS	AUSTRALIA	20.29	2:13:55	+09:16	
		19:01 (35)	37:36 (34)	55:58 (32)	1:14:57 (32)	1:34:19 (33)	1:53:51 (33)	2:13:55 (35)
		19:01 (35)	18:35 (32)	18:22 (18)	18:59 (34)	19:22 (38)	19:32 (35)	20:04 (45)
36	35	SKARNITZL Jan	CZE	CZECH REPUBLIC	20.1	2:15:10	+10:31	
		19:53 (55)	38:35 (45)	57:22 (43)	1:16:31 (41)	1:35:40 (39)	1:55:31 (38)	2:15:10 (36)
		19:53 (55)	18:42 (35)	18:47 (35)	19:09 (37)	19:09 (31)	19:51 (41)	19:39 (36)
37	26	ZANDSTRA Derek	CAN	CANADA	20.07	2:15:25	+10:46	
		19:25 (39)	38:13 (40)	56:59 (40)	1:15:39 (38)	1:35:04 (36)	1:55:10 (36)	2:15:25 (37)
		19:25 (39)	18:48 (40)	18:46 (33)	18:40 (24)	19:25 (39)	20:06 (48)	20:15 (49)
38	49	FUMIC Manuel	GER	GERMANY	20.03	2:15:39	+11:00	
		18:18 (20)	36:32 (20)	54:58 (17)	1:13:34 (18)	1:35:03 (35)	1:55:22 (37)	2:15:39 (38)
		18:18 (20)	18:14 (22)	18:26 (21)	18:36 (23)	21:29 (58)	20:19 (54)	20:17 (50)
39	72	TABERLAY Sid	AUS	AUSTRALIA	20.03	2:15:40	+11:01	
		20:10 (58)	38:29 (44)	57:15 (41)	1:16:31 (42)	1:36:10 (41)	1:56:09 (40)	2:15:40 (39)
		20:10 (58)	18:19 (25)	18:46 (33)	19:16 (40)	19:39 (45)	19:59 (47)	19:31 (31)
40	68	LAMI Michal	SVK	SLOVAKIA	20.02	2:15:46	+11:07	
		19:44 (50)	38:50 (47)	58:14 (46)	1:17:38 (46)	1:36:59 (44)	1:56:33 (42)	2:15:46 (40)
		19:44 (50)	19:06 (46)	19:24 (49)	19:24 (46)	19:21 (37)	19:34 (36)	19:13 (25)
41	24	KILLEEN Liam	GBR	GREAT BRITAIN	19.99	2:15:55	+11:16	
		19:32 (44)	38:36 (46)	58:03 (45)	1:17:26 (44)	1:37:13 (47)	1:56:43 (44)	2:15:55 (41)
		19:32 (44)	19:04 (45)	19:27 (52)	19:23 (44)	19:47 (47)	19:30 (34)	19:12 (24)
42	56	MCGRATH Seamus	CAN	CANADA	19.94	2:16:16	+11:37	
		18:55 (33)	37:38 (36)	56:43 (36)	1:15:55 (40)	1:35:49 (40)	1:56:03 (39)	2:16:16 (42)
		18:55 (33)	18:43 (37)	19:05 (40)	19:12 (39)	19:54 (50)	20:14 (50)	20:13 (47)
43	6	FLÜCKIGER Lukas	SUI	SWITZERLAND	19.91	2:16:27	+11:48	
		17:53 (9)	35:47 (8)	54:28 (13)	1:14:48 (31)	1:36:30 (42)	1:56:44 (45)	2:16:27 (43)
		17:53 (9)	17:54 (9)	18:41 (30)	20:20 (61)	21:42 (59)	20:14 (50)	19:43 (38)
44	40	GOGOLEV Maxim	RUS	RUSSIAN FEDERATION	19.91	2:16:31	+11:52	
		19:30 (43)	38:12 (39)	57:22 (42)	1:17:00 (43)	1:36:52 (43)	1:56:43 (43)	2:16:31 (44)
		19:30 (43)	18:42 (35)	19:10 (42)	19:38 (51)	19:52 (48)	19:51 (41)	19:48 (41)
45	65	GOGOLEV Anton	RUS	RUSSIAN FEDERATION	19.87	2:16:46	+12:07	
		19:24 (38)	38:50 (48)	58:30 (50)	1:17:55 (49)	1:37:22 (48)	1:56:57 (46)	2:16:46 (45)
		19:24 (38)	19:26 (58)	19:40 (60)	19:25 (47)	19:27 (41)	19:35 (37)	19:49 (42)

Legend : 1st line = Total Time (rank) 2nd line = Lap Time (rank for that lap) -nLAP = Lapped with n laps to go DNFn = Did Not Finish, abandoned in lap n

05.09.2009 - 16:31 > 75 riders competing

<http://www.uci.ch>

Page 3/5

Timing and Results provided by  **TISSOT**
SWISS WATCHES SINCE 1853



STROMLO
FOREST PARK
CANBERRA AUSTRALIA



WALTERTURNBULL
your extra asset

CROWNE PLAZA
CANBERRA
THE PLACE TO MEET.



September 5th, 2009

Mountain Bike - Communiqué n° 61b

CROSS-COUNTRY OLYMPIC

Race Analysis

Men Elite

Rank	Race Nr	NAME / First Name	National Team							Avg	Time	Gap		
			LAP 1	LAP 2	LAP 3	LAP 4	LAP 5	LAP 6	LAP 7					
46	45	YAMAMOTO Kohei	JPN JAPAN									19.85	2:16:53	+12:14
			19:52 (54)	39:00 (52)	58:15 (47)	1:17:43 (47)	1:37:09 (46)	1:57:04 (48)	2:16:53 (46)					
			19:52 (54)	19:08 (47)	19:15 (44)	19:28 (48)	19:26 (40)	19:55 (45)	19:49 (42)					
47	77	JI Jianhua	CHN PEOPLE'S REPUBLIC OF CHINA									19.8	2:17:15	+12:36
			20:10 (57)	39:23 (55)	58:36 (51)	1:17:53 (48)	1:37:09 (45)	1:57:02 (47)	2:17:15 (47)					
			20:10 (57)	19:13 (52)	19:13 (43)	19:17 (41)	19:16 (34)	19:53 (44)	20:13 (47)					
48	61	BREMS Bjorn	BEL BELGIUM									19.79	2:17:20	+12:41
			19:47 (53)	39:31 (58)	58:58 (58)	1:18:26 (53)	1:37:56 (50)	1:57:36 (49)	2:17:20 (48)					
			19:47 (53)	19:44 (67)	19:27 (52)	19:28 (48)	19:30 (42)	19:40 (39)	19:44 (40)					
49	34	METZLER Hannes	AUT AUSTRIA									19.72	2:17:48	+13:09
			18:57 (34)	37:27 (31)	56:12 (34)	1:15:23 (36)	1:35:25 (38)	1:56:18 (41)	2:17:48 (49)					
			18:57 (34)	18:30 (30)	18:45 (32)	19:11 (38)	20:02 (52)	20:53 (56)	21:30 (57)					
50	60	BOUDNY Pavel	CZE CZECH REPUBLIC									19.7	2:17:57	+13:18
			20:15 (61)	39:25 (56)	58:56 (57)	1:18:46 (56)	1:38:30 (54)	1:58:21 (53)	2:17:57 (50)					
			20:15 (61)	19:10 (49)	19:31 (55)	19:50 (58)	19:44 (46)	19:51 (41)	19:36 (34)					
51	38	BASSINGTHWAIGHTE Marc	NAM NAMIBIA									19.67	2:18:08	+13:29
			20:15 (60)	39:33 (59)	58:56 (56)	1:18:17 (51)	1:37:47 (49)	1:57:37 (50)	2:18:08 (51)					
			20:15 (60)	19:18 (53)	19:23 (48)	19:21 (42)	19:30 (42)	19:50 (40)	20:31 (53)					
52	63	CASTANEDA MONSALVE Fabio Herna	COL COLOMBIA									19.62	2:18:29	+13:50
			19:36 (47)	38:56 (51)	58:23 (48)	1:18:03 (50)	1:37:56 (51)	1:58:11 (51)	2:18:29 (52)					
			19:36 (47)	19:20 (54)	19:27 (52)	19:40 (52)	19:53 (49)	20:15 (52)	20:18 (51)					
53	46	CRUZ Edivando De Souza	BRA BRAZIL									19.62	2:18:31	+13:52
			20:06 (56)	39:28 (57)	58:44 (55)	1:18:27 (55)	1:37:57 (52)	1:58:12 (52)	2:18:31 (53)					
			20:06 (56)	19:22 (56)	19:16 (45)	19:43 (54)	19:30 (42)	20:15 (52)	20:19 (52)					
54	76	DECKER Carl	USA UNITED STATES OF AMERICA									19.54	2:19:06	+14:27
			20:45 (66)	39:53 (61)	59:18 (59)	1:19:04 (58)	1:39:00 (56)	1:58:56 (55)	2:19:06 (54)					
			20:45 (66)	19:08 (47)	19:25 (50)	19:46 (55)	19:56 (51)	19:56 (46)	20:10 (46)					
55	48	COOPER Dylan	AUS AUSTRALIA									19.47	2:19:32	+14:53
			18:41 (27)	38:01 (38)	57:45 (44)	1:17:31 (45)	1:37:57 (53)	1:58:32 (54)	2:19:32 (55)					
			18:41 (27)	19:20 (54)	19:44 (62)	19:46 (55)	20:26 (55)	20:35 (55)	21:00 (54)					
56	22	ILIAS Periklis	GRE GREECE									19.22	2:21:25	+16:46
			19:26 (41)	38:53 (49)	58:36 (52)	1:18:27 (54)	1:38:56 (55)	2:00:02 (56)	2:21:25 (56)					
			19:26 (41)	19:27 (61)	19:43 (61)	19:51 (59)	20:29 (56)	21:06 (57)	21:23 (56)					
57	64	HOULTHAM Stuart	NZL NEW-ZEALAND									19.2	2:21:30	+16:51
			20:18 (63)	39:57 (63)	59:18 (60)	1:19:55 (59)	1:40:02 (58)	2:00:15 (58)	2:21:30 (57)					
			20:18 (63)	19:39 (65)	19:21 (47)	20:37 (62)	20:07 (54)	20:13 (49)	21:15 (55)					
58	67	SELEDKOV Ivan	RUS RUSSIAN FEDERATION									19.16	2:21:48	+17:09
			20:41 (65)	39:53 (62)	59:19 (61)	1:18:55 (57)	1:39:01 (57)	2:00:12 (57)	2:21:48 (58)					
			20:41 (65)	19:12 (50)	19:26 (51)	19:36 (50)	20:06 (53)	21:11 (58)	21:36 (58)					
59	36	SILVA IBACETA Cristobal	CHI CHILE											-1LAP
			20:23 (64)	40:01 (64)	59:55 (62)	1:20:08 (60)	1:40:49 (60)							
			20:23 (64)	19:38 (64)	19:54 (63)	20:13 (60)	20:41 (57)							
60	41	PSCHEIDT Ricardo	BRA BRAZIL											-1LAP
			19:38 (49)	39:04 (53)	58:36 (53)	1:18:17 (52)	1:40:02 (59)							
			19:38 (49)	19:26 (58)	19:32 (57)	19:41 (53)	21:45 (60)							

Legend : 1st line = Total Time (rank) 2nd line = Lap Time (rank for that lap) -nLAP = Lapped with n laps to go DNFn = Did Not Finish, abandoned in lap n

05.09.2009 - 16:31 > 75 riders competing

<http://www.uci.ch>

Page 4/5

Timing and Results provided by  **TISSOT**
SWISS WATCHES SINCE 1853



STROMLO
FOREST PARK
CANBERRA AUSTRALIA



WALTERTURNBULL
your extra asset

CROWNE PLAZA
CANBERRA
THE PLACE TO MEET.



